



Domestic Circulators and Condensate Pumps

High efficiency, electronically controlled
wet rotor circulators and condensate pumps
for domestic applications

CE | $EEI \leq 0.23$

SOLUTION OUTLINE

FILE NO: 11.20UK
DATE: FEBRUARY 2023

SUPERSEDES: 11.20UK
DATE: AUGUST 2022

Armstrong Fluid Technology, global leaders in high-efficiency, energy saving solutions bring our expertise in fluid flow and control to the domestic market.

The new Armstrong range of circulators offers installers a versatile choice of high efficiency, maintenance-free, in-line, wet rotor circulator suitable for any domestic heating and cold water application.



HIGH EFFICIENCY, MAINTENANCE-FREE, IN-LINE, WET ROTOR CIRCULATORS

The high specification quality engineered products incorporate permanent magnet technology and best in class European ErP compliant motors to optimise energy efficiency and performance, delivering savings for the home owner/occupant.



High level efficiency

Electronic controls

Permanent magnet technology

Manual start-up

Smooth running

Very low energy consumption

Air-vent screw

Simple operation

Space-saving axially

Integrated terminal box

Automatic adjustment for demand conditions

Maintenance free




The HEP Optimo range of high efficiency, wet rotor circulators are electronically controlled, with advanced permanent magnet technology driving their superior performance levels.

HEATING SYSTEM PRODUCTS

COMMERCIAL HEATING SYSTEM PRODUCTS

DRINKING WATER PRODUCTS

CONDENSATE EXTRACTION PRODUCTS



High efficiency pumps with LED display for use in heating systems with variable or constant rates of flow.

High-efficiency circulators with LED display for use on large residential and light commercial heating and cooling systems with differential pressure, 0-10V, AUTO control and BMS connectivity

High efficiency pumps with LED display for use in heating, solar and drinking water systems with variable or constant rates of flow, stainless steel housing.

Fully encapsulated automatic pump unit (IP55) designed for the extraction of condensate. They can be used when condensate separation through gravity is not possible, or where there is no direct drain.

HEP OPTIMO BASIC

HEP OPTIMO BASIC (N)

LIFT BASIC

BUPA (N)

BGPA (N)

	HEP OPTIMO	HEP OPTIMO BASIC	HEP OPTIMO (N)	HEP OPTIMO BASIC (N)	BUPA (N)	BGPA (N)	AGE4	LIFT	LIFT BASIC
Integrated night economy feature and compact design	✓	✓	✓	✓			✓		
LED Display	✓		✓				✓		
Cataphoretic coated pump housing - Stainless	✓	✓					✓		
Steel pump housing			✓	✓	✓	✓	✓		
Pre-mounted, screwable entry plug	✓	✓	✓						
Pre-mounted one metre cable								✓	✓
Collective fault signal							✓	✓	
Optical fault indication and optical display control mode	✓	✓	✓	✓			✓		

TECHNICAL OVERVIEW

HEP OPTIMO / HEP OPTIMO (N)



Rate of flow

up to 4.4 m³/h for Optimo and Optimo (N)

Pressure head

4 m/6 m/8 m for Optimo and Optimo (N)

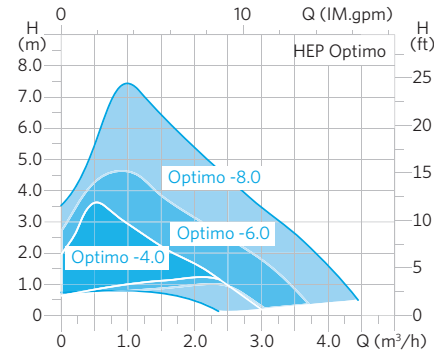
Control

$\Delta p_c + \Delta p_v + \text{fixed rpm}$

EEl

≤ 0.17 HEP Optimo XX-4.0 GXXX
 ≤ 0.18 HEP Optimo XX-6.0 GXXX
 ≤ 0.20 HEP Optimo XX-8.0 GXXX
 ≤ 0.17 HEP Optimo (N) XX-4.0 NXXX
 ≤ 0.18 HEP Optimo (N) XX-6.0 NXXX
 ≤ 0.20 HEP Optimo (N) XX-8.0 NXXX

Certification: WRAS on Stainless steel models (N)



HEP OPTIMO BASIC / HEP OPTIMO BASIC (N)



Rate of flow

up to 4.4 m³/h for Optimo and Optimo (N)

Pressure head

4 m/6 m/8 m for Optimo and Optimo (N)

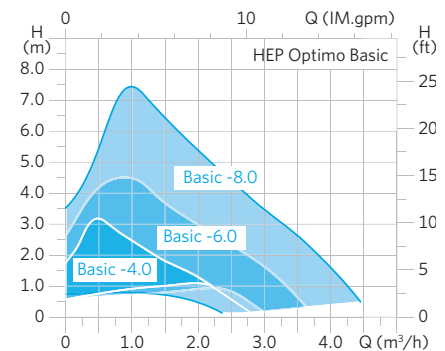
Control

$\Delta p_c + \Delta p_v + \text{fixed rpm}$

EEl

≤ 0.17 HEP Optimo XX-4.0 GXXX
 ≤ 0.18 HEP Optimo XX-6.0 GXXX
 ≤ 0.20 HEP Optimo XX-8.0 GXXX

Certification: WRAS on Stainless steel models (N)



AGE 4



Rate of flow

up to 45m³/h

Pressure head

6 m/ 8 m/ 10 m/ 12 m/ 18m

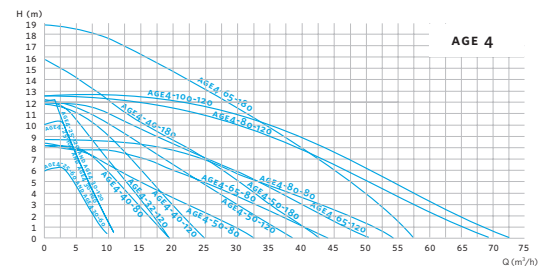
Control

Internal: $\Delta p_c + \Delta p_v + \text{Eco Mode} + \text{fixed rpm}$
 External: Analog 0-10V, digital start stop,
 status Relay

BMS connectivity: MODBUS RTU,
BACnet MS/TP

EEl

≤ 0.20



BUPA (N)



Rate of flow

up to 4.0 m³/h

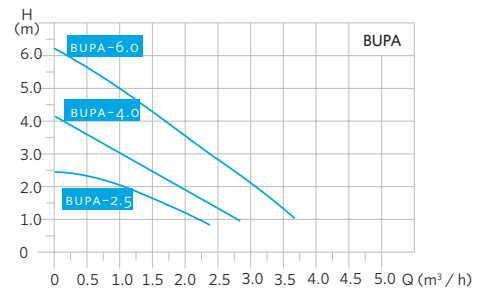
Pressure head

up to 6 m

Control

3-step switch with manual speed selection

Certification: WRAS on Stainless steel models (N)



BGPA (N)



Rate of flow

up to 12.0 m³/h

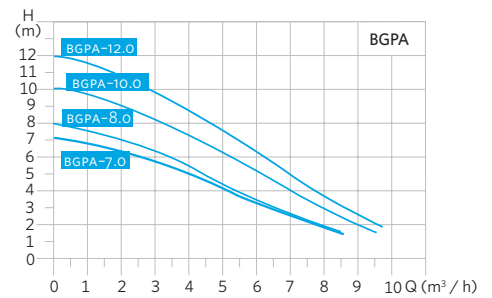
Pressure head

up to 12 m

Control

3-step switch with manual speed selection

Certification: WRAS on Stainless steel models (N)



LIFT CONDENSATE PUMPS

LIFT, LIFT BASIC

The Lift condensate pump series is designed for gas condensing boilers up to 400 kW.

The Lift Basic series is designed for gas condensing boilers up to 300 kW.



Lift condensate pumps are fully automatic units designed for the extraction of condensate. They can be used when condensate separation through gravity is not possible, or where there is no direct drain.

FEATURES

- 1 Fully automatic completely ready for connection
- 2 Extremely quiet
- 3 Space-saving construction
- 4 Integrated check valve and overflow protection
- 5 Condensation discharge hose included
- 6 Pre-mounted power cable and alarm cable
- 7 Potential-free alarm connection

MODEL SPECIFIC FEATURES

LIFT

Vibration free

Very compact

Fully encapsulated pump unit (IP55)

Suitable for use in external tank

LIFT BASIC

Housing made from ABS plastics resistant to condensate

LIFT

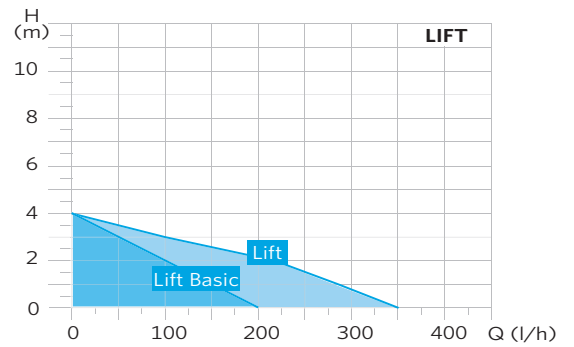


Rate of flow

350 l/h for Lift
200 l/h for Lift Basic

Pressure head

4 m



LIFT BASIC



OTHER CIRCULATORS IN THE RANGE

Armstrong's extensive circulator range extends beyond residential sized models. Our Armstrong circulators for solar and geothermal application are also available on demand, please contact your local Armstrong representatives.

ARMSTRONG 



ARMSTRONGFLUIDTECHNOLOGY.COM



For further information please see
www.armstrongfluidtechnology.com

TORONTO

+1 416 755 2291

BUFFALO

+1 716 693 8813

DROITWICH SPA

+44 121 550 5333

MANCHESTER

+44 161 223 2223

BANGALORE

+91 80 4906 3555

SHANGHAI

+86 21 5237 0909

BEIJING

+86 21 5237 0909

SÃO PAULO

+55 11 4785 1330

LYON

+33 4 26 83 78 74

DUBAI

+971 4 887 6775

JIMBOLIA

+40 256 360 030

ARMSTRONG FLUID TECHNOLOGY®
ESTABLISHED 1934

ARMSTRONGFLUIDTECHNOLOGY.COM