

Series 4030 End Suction Base Mounted

3 x 1.5 x 8

SUBMITTAL

JOB: _____	REPRESENTATIVE: _____
_____	_____
ENGINEER: _____	ORDER NO: _____ DATE: _____
CONTRACTOR: _____	SUBMITTED BY: _____ DATE: _____
_____	APPROVED BY: _____ DATE: _____

PUMP DESIGN DATA	
NO. OF PUMPS:	TAG:
CAPACITY: m ³ /h (L/s)	HEAD: m (ft)
LIQUID:	VISCOSITY:
TEMPERATURE: °C (°F)	SPECIFIC GRAVITY:
SUCTION: 75 mm (3") Flanged	DISCHARGE: 38 mm (1.5") Flanged

MOTOR DESIGN DATA	
HP:	RPM:
FRAME SIZE:	ENCLOSURE:
VOLTS:	HERTZ: 50 Hz
EFFICIENCY*: <input type="checkbox"/> NEMA Premium (12.12) <input type="checkbox"/> Other _____%	

*Fractional power & Frame 56 motors are supplied with the standard efficiency of the manufacturer.

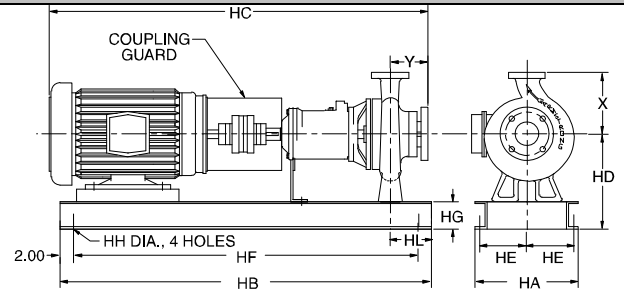
MATERIALS OF CONSTRUCTION				
ANSI FLANGE RATING	<input type="checkbox"/> ANSI 125		<input type="checkbox"/> ANSI 250	
CONSTRUCTION	<input type="checkbox"/> BF	<input type="checkbox"/> AI	<input type="checkbox"/> BF	<input type="checkbox"/> AI
IMPELLER	BRONZE	CAST IRON	BRONZE	CAST IRON
CASING	CAST IRON		DUCTILE IRON	
GASKET	CONFINED NON-ASBESTOS FIBER			
BEARING FRAME	CAST IRON			
ANTI-FRICTION BEARINGS	PERMANENTLY LUBRICATED			
SHAFT	CARBON STEEL			
SHAFT SLEEVE	STAINLESS STEEL			
COUPLER	WOODS SURE FLEX OR EQUAL			
COUPLER GUARD	STEEL OSHA			
BASEPLATE	FABRICATED STEEL			
MAX. PUMP OPERATING CONDITIONS	12 bars at 66°C (175 psig at 150°F)		20 bars at 65°C (300 psig at 150°F)	
	10 bars at 121°C (140 psig at 250°F)		14 bars at 121°C (210 psig at 250°F)	

- TOLERANCE OF ±3 mm (±0.125") SHOULD BE USED
- FOR EXACT INSTALLATION DATA PLEASE WRITE FACTORY FOR CERTIFIED DIMENSIONS
- SEE PERFORMANCE CURVES ON PAGE 2
- PUMP EQUIPPED WITH CASING DRAIN PLUG AND 1/4" NPT SUCTION AND DISCHARGE GAUGE PORTS

MECHANICAL SEAL DESIGN DATA		
FLUID TYPE	NON-POTABLE	POTABLE (DRINKING) WATER
SEAL TYPE	2A	
ROTATING FACE	ANTIMONY LOADED CARBON	RESIN BONDED CARBON
STATIONARY SEAT	SILICON CARBIDE	
SECONDARY SEAL	VITON	EPDM
SPRING	STAINLESS STEEL	
ROTATING HARDWARE	STAINLESS STEEL	

OPTIONAL EQUIPMENT

FOR PERFORMANCE CURVES SEE PAGE 2



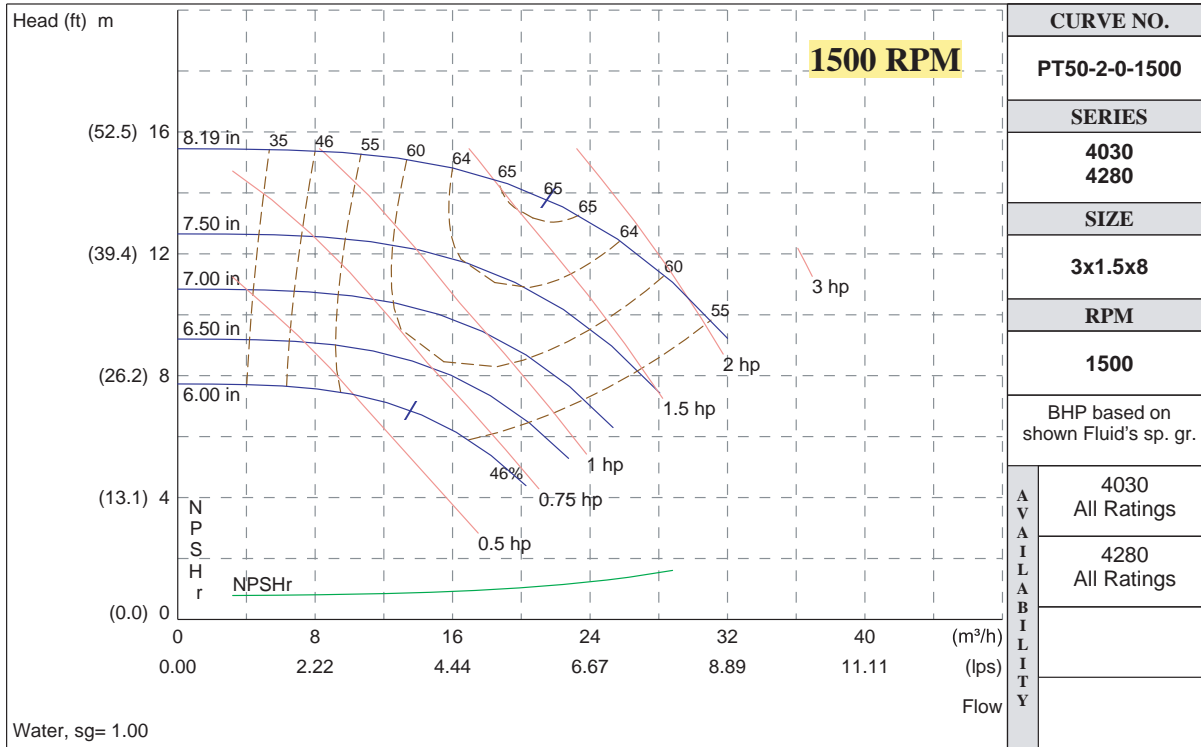
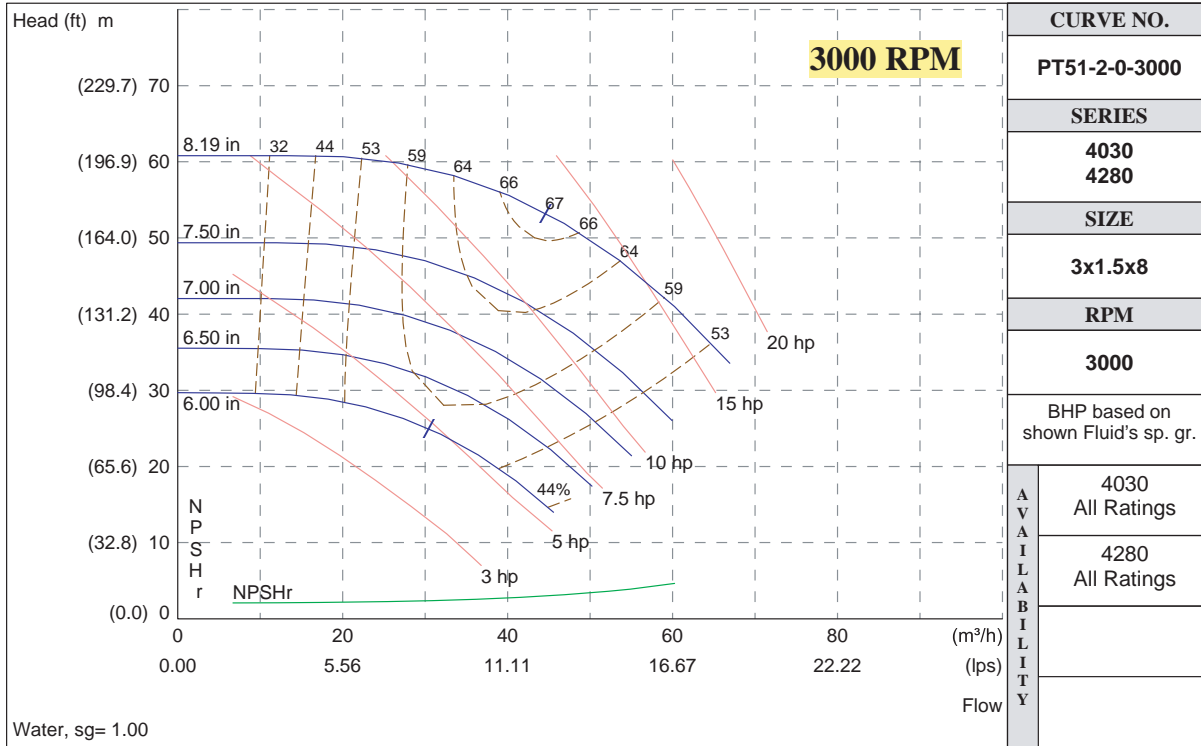
MOTOR HORSEPOWER					MAX. DIMENSIONS mm (inches)												MAX. ASSEMBLY WEIGHT*
ODP		TEFC		FRAME	ODP / TEFC												kg (lbs.)
3000	1500	3000	1500		HA	HB	HC	HD	HE	HF	HG	HH	HL	X	Y		
---	0.5-0.75	---	0.5-0.75	56	356 (14.00)	762 (30.00)	670 (26.38)	235 (9.25)	162 (6.38)	660 (26.00)	76 (3.00)	19 (0.75)	114 (4.50)	216 (8.50)	102 (4.00)	60.8 (134)	
---	1	---	1	143T	356 (14.00)	762 (30.00)	712 (28.03)	235 (9.25)	162 (6.38)	660 (26.00)	76 (3.00)	19 (0.75)	114 (4.50)	216 (8.50)	102 (4.00)	64.5 (142)	
---	1.5 & 2	---	1.5 & 2	145T	356 (14.00)	762 (30.00)	712 (28.03)	235 (9.25)	162 (6.38)	660 (26.00)	76 (3.00)	19 (0.75)	114 (4.50)	216 (8.50)	102 (4.00)	64.5 (142)	
5	---	---	---	182T	356 (14.00)	762 (30.00)	780 (30.72)	235 (9.25)	162 (6.38)	660 (26.00)	76 (3.00)	19 (0.75)	114 (4.50)	216 (8.50)	102 (4.00)	71.3 (157)	
7.5	---	5	---	184T	356 (14.00)	762 (30.00)	780 (30.72)	235 (9.25)	162 (6.38)	660 (26.00)	76 (3.00)	19 (0.75)	114 (4.50)	216 (8.50)	102 (4.00)	80.4 (177)	
10	---	7.5	---	213T	356 (14.00)	838 (33.00)	874 (34.40)	235 (9.25)	162 (6.38)	737 (29.00)	76 (3.00)	19 (0.75)	114 (4.50)	216 (8.50)	102 (4.00)	96.2 (212)	
15	---	10	---	215T	356 (14.00)	838 (33.00)	874 (34.40)	235 (9.25)	162 (6.38)	737 (29.00)	76 (3.00)	19 (0.75)	114 (4.50)	216 (8.50)	102 (4.00)	103.1 (227)	
20	---	15	---	254T	356 (14.00)	1016 (40.00)	1026 (40.38)	235 (9.25)	187 (7.38)	914 (36.00)	76 (3.00)	19 (0.75)	114 (4.50)	216 (8.50)	102 (4.00)	134.8 (297)	
---	---	20	---	256T	356 (14.00)	1016 (40.00)	1026 (40.38)	235 (9.25)	187 (7.38)	914 (36.00)	76 (3.00)	19 (0.75)	114 (4.50)	216 (8.50)	102 (4.00)	143.9 (317)	

*Assembly weight combines pump and motor.



PERFORMANCE CURVES

Performance Guaranteed Only At Operating Point Indicated



Armstrong Integrated Limited
 Wenlock Way
 Manchester
 United Kingdom, M12 5JL
 T: +44 (0) 8444 145 145
 F: +44 (0) 8444 145 146

S. A. Armstrong Limited
 23 Bertrand Avenue
 Toronto, Ontario
 Canada, M1L 2P3
 T: 416-755-2291
 F: 416-759-9101



© S.A. Armstrong Limited 2011