

Series 4600 Horizontal Split Case Pump

10 x 8 x 11H

SUBMITTAL

JOB: _____ REPRESENTATIVE: _____

ENGINEER: _____ ORDER NO: _____ DATE: _____

CONTRACTOR: _____ SUBMITTED BY: _____ DATE: _____

APPROVED BY: _____ DATE: _____

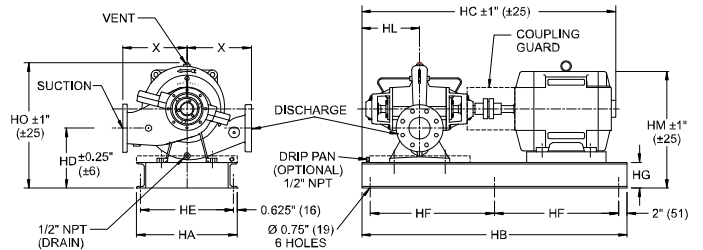
PUMP DESIGN DATA			
NO. OF PUMPS:	TAG:		
CAPACITY:	USgpm (L/s)	HEAD:	ft (m)
LIQUID:	VISCOSITY:		
TEMPERATURE:	°F (°C)	SPECIFIC GRAVITY:	

MOTOR DESIGN DATA	
HP:	RPM:
FRAME SIZE:	ENCLOSURE:
VOLTS:	HERTZ: 50 Hz PHASE:
EFFICIENCY: <input type="checkbox"/> Energy Efficient <input type="checkbox"/> NEMA Premium <input type="checkbox"/> Other _____	

MATERIALS OF CONSTRUCTION		
FLANGE RATING	<input type="checkbox"/> ANSI 125	<input type="checkbox"/> ANSI 250
CONSTRUCTION	<input type="checkbox"/> BRONZE ITTED <input type="checkbox"/> ALL IRON	<input type="checkbox"/> BRONZE ITTED <input type="checkbox"/> ALL IRON
CASING	CAST IRON	
IMPELLER	BRONZE	CAST IRON
FLUSH LINE	COPPER	STEEL
WEAR RINGS	BRONZE	CAST IRON
SHAFT	CARBON STEEL	
SHAFT SLEEVE	BRONZE	
GASKET	VELOTHERM (FIBER)	
MAX. PUMP OPERATING CONDITIONS	175 psi at 140°F (12 bars at 60°C)	300 psi at 150°F (21 bars at 66°C)
	140 psi at 250°F (10 bars at 121°C)	250 psi at 250°F (17 bars at 121°C)

MECHANICAL SEAL DESIGN DATA		
PUMP FLANGE RATING	<input type="checkbox"/> ANSI 125	<input type="checkbox"/> ANSI 250
SEAL TYPE	A21	ARO
STATIONARY SEAT	SILICON CARBIDE	CARBON
ROTATING FACE	CARBON	DURCHROME
SECONDARY SEAL	EPDM	VITON
SPRING	STAINLESS STEEL	
ROTATING HARDWARE	STAINLESS STEEL	
GLAND PLATE	BRONZE	

OPTIONAL EQUIPMENT



IMPORTANT (PLEASE SELECT)

SUCTION SIDE REQUIREMENT
(Viewed from motor end)
<input type="checkbox"/> RIGHT HAND (ILLUSTRATED)
<input type="checkbox"/> LEFT HAND

FLANGE RATINGS	
SUCTION	DISCHARGE
<input type="checkbox"/> 125 psi	125 psi
<input type="checkbox"/> 125 psi	250 psi
<input type="checkbox"/> 250 psi	250 psi

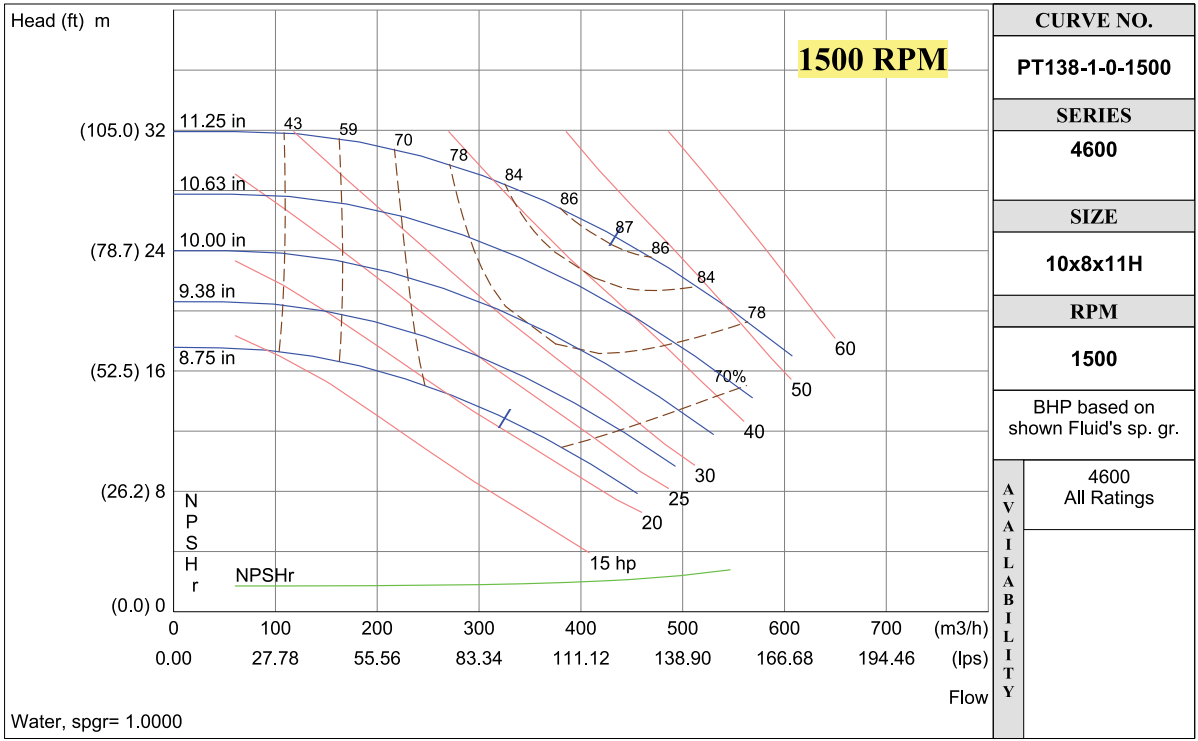
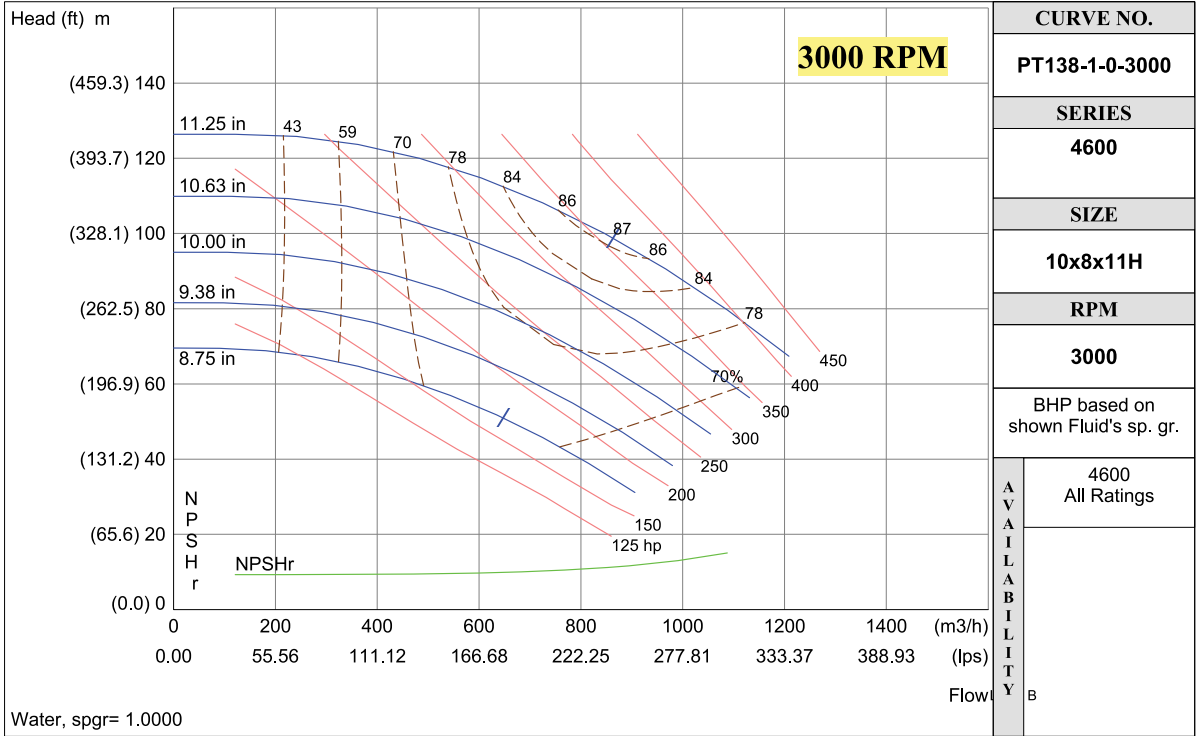
- TOLERANCE OF ±0.125" (±3 mm) SHOULD BE USED
- FOR EXACT INSTALLATION DATA PLEASE WRITE FACTORY FOR CERTIFIED DIMENSIONS

MOTOR FRAME	hp @ rpm		DIMENSIONS inches (mm)											WEIGHT lbs. (kg)	
	3000 ODP/TEFC	1500	HA	HB	HC (max)	HD	HE	HF	HG	HL	HM	HO	X	ODP	TEFC
284T		25	16.00 (406)	54.00 (1372)	57.95 (1472)	11.00 (279)	14.75 (375)	25.00 (635)	3.00 (76)		22.38 (568)	23.94 (608)		1005 (456.8)	1045 (475.0)
286T		30			59.06 (1500)									1025 (465.9)	1065 (484.1)
324T		40		58.00 (1473)	59.44 (1510)			27.00 (686)			24.44 (621)	24.94 (633)		1190 (540.9)	1375 (625.0)
326T		50	19.00 (483)		62.44 (1586)	12.00 (305)	17.75 (451)							1215 (552.3)	1490 (677.3)
364T		60		64.00 (1626)	63.13 (1604)			30.00 (762)			25.50 (648)			1390 (631.8)	1610 (731.8)
365T		75			64.13 (1629)									1415 (643.2)	1735 (788.6)
444TS	200/-				67.00 (1702)					13.50 (343)			16.00 (406)	1960 (890.9)	—
445TS	250/-			70.00 (1778)	73.13 (1858)			33.00 (838)	4.00 (102)					2060 (936.4)	—
445TS	300/-				73.13 (1858)									2060 (936.4)	—
447TS	350/200		25.00 (635)		76.63 (1946)	12.00 (305)	23.75 (603)				27.50 (699)	24.94 (633)		2550 (1159.1)	2890 (1313.6)
447TS	400/-				76.63 (1946)									2550 (1159.1)	—
449TS	450/250			80.00 (2032)	82.38 (2092)			38.00 (965)						2860 (1300.0)	3210 (1459.1)
449TS	-/300				82.38 (2092)									—	3210 (1459.1)
449TS	-/350				82.38 (2092)									—	3450 (1568.2)
449TS	-/400				82.38 (2092)									—	3450 (1568.2)



PERFORMANCE CURVES

Performance Guaranteed Only At Operating Point Indicated
 CURVE SHOWN FOR CLEAR, COLD WATER - SP. GR. 1.0



S. A. Armstrong Limited
 23 Bertrand Avenue
 Toronto, Ontario
 Canada, M1L 2P3
 T: (416) 755-2291
 F (Main): (416) 759-9101

Armstrong Pumps Inc.
 93 East Avenue
 North Tonawanda, New York
 U.S.A. 14120-6594
 T: (716) 693-8813
 F: (716) 693-8970

Armstrong Holden Brooke Pullen
 Wenlock Way
 Manchester
 United Kingdom, M12 5JL
 T: +44 (0) 161 223 2223
 F: +44 (0) 161 220 9660



© S.A. Armstrong Limited 2006

For Armstrong locations worldwide, please visit www.armstrongpumps.com