

## DESIGN ENVELOPE 4302 DUALARM | 1520-003.0 | SUBMITTAL

**File No:** 100.4461IN  
**Date:** AUGUST 14, 2015  
**Supersedes:** 100.4461IN  
**Date:** JUNE 15, 2015

Job: \_\_\_\_\_ Representative: \_\_\_\_\_

Order No: \_\_\_\_\_ Date: \_\_\_\_\_

Engineer: \_\_\_\_\_ Submitted by: \_\_\_\_\_ Date: \_\_\_\_\_

Contractor: \_\_\_\_\_ Approved by: \_\_\_\_\_ Date: \_\_\_\_\_

### PUMP DESIGN DATA

No. of pumps: \_\_\_\_\_ Tag: \_\_\_\_\_  
 Capacity: \_\_\_\_\_ m<sup>3</sup>/h(USgpm) Head: \_\_\_\_\_ m (ft)  
 Liquid: \_\_\_\_\_ Viscosity: \_\_\_\_\_  
 Temperature: \_\_\_\_\_ °C (°F) Specific gravity: \_\_\_\_\_  
 Suction: 150mm (6") Discharge: 150mm (6")

### MOTOR DESIGN DATA

kW: \_\_\_\_\_ RPM: \_\_\_\_\_ Enclosure: \_\_\_\_\_  
 Volts: \_\_\_\_\_ Hertz: 50 Hz Phase: 3  
 Efficiency:  IE2  IE3  EFF2 Frame size: \_\_\_\_\_

### MAXIMUM PUMP OPERATING CONDITIONS

#### PN 16

16 bars at 149°C (232 psig at 300°F)  
 7 bars at 150°C (100 psig at 300°F)

#### PN 25

25 bars at 149°C (375 psig at 300°F)  
 21 bars at 150°C (260 psig at 300°F)

- Tolerance of ±3 mm (±0.125") should be used
- For exact installation, data please write factory for certified dimensions

### MECHANICAL SEAL DESIGN DATA

See file no. 43.50 for standard mechanical seal details as indicated below

Armstrong seal reference number

c1 (a)  Others: \_\_\_\_\_

### CONTROLS DATA

**Sensorless Control:** Standard

**Minimum system pressure to be maintained:** \_\_\_\_\_ m (ft)\*

**Protocol (standard):**  Modbus RTU  BACnet™ MS/TP  
 Johnson® N2  Siemens® FLN

**Protocol (optional):**  LonWorks®

**Enclosure:**  Indoor - IP55  
 Outdoor - IP66

**Fused disconnect switch:**

**Duty/standby pre-wired bridge:**

**EMI/RFI control:** Integrated filter designed to meet EN61800-3

**Harmonic suppression:** Dual DC-link reactors (Equivalent: 5% AC line reactor) Supporting IEEE 519-1992 requirements\*\*

**Cooling:** Fan-cooled through back channel

**Ambient temperature:** -10°C to +45°C up to 1000 meters above sea level (-14°F to +113°F, 3300 ft)

**Analog I/O:** Two current or voltage inputs, one current output

**Digital I/O:** Six programmable inputs (two can be configured as outputs)

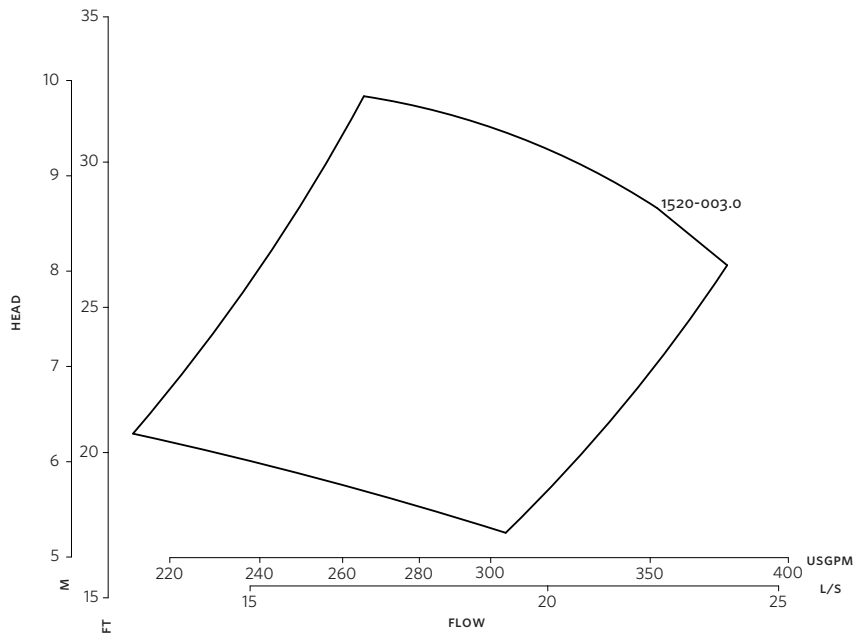
**Pulse inputs:** Two programmable

**Relay outputs:** Two programmable

**Communication port:** 1-RS485, 1-USB

\*If minimum maintained system pressure is not known: Default to 40% of design head

\*\*The iVS 102 drive is a low harmonic drive via built-in DC line reactors. This does not guaranty performance to any system wide harmonic specification or the costs to meet a system wide specification. If supplied with the system electrical details, Armstrong will run a computer simulation of the system wide harmonics. If system harmonic levels are exceeded Armstrong can also recommend additional harmonic mitigation and the costs for such mitigation.



**DIMENSION DATA**

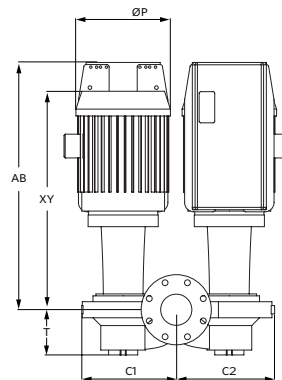
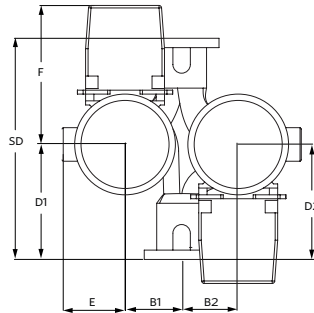
**INDOOR**  
IP55

- Frame size:** 100L
- Size:** 1520-003.0
- kW:** 3
- RPM:** 1500
- AB:** 577(22.71)
- B1:** 248(9.85)
- B2:** 248(9.85)
- C1:** 429(16.97)
- C2:** 448(17.63)
- D1:** 427(16.81)
- D2:** 427(16.81)
- E:** 138(5.43)
- F:** 167(6.66)
- P:** 200(7.96)
- SD:** 862(33.93)
- T:** 160(6.38)
- XY:** 589(23.27)
- Weight:** 299.37(659)

Dimensions - mm (inch)  
Weight - kg (lbs)

Performance curves are for reference only.  
Confirm current performance data with Armstrong ACE Online selection software.

**INDOOR**



**TORONTO**

+1 416 755 2291

**BUFFALO**

+1 716 693 8813

**BIRMINGHAM**

+44 (0) 8444 145 145

**MANCHESTER**

+44 (0) 8444 145 145

**BANGALORE**

+91 (0) 80 4906 3555

**SHANGHAI**

+86 21 3756 6696