



FILE NO: 100.647  
 DATE: Aug. 10, 2010  
 SUPERSEDES: 100.647  
 DATE: Jun. 10, 2010

# Integrated Plant Package

# Plant Type 4 Enclosed

# SUBMITTAL

JOB: \_\_\_\_\_ REPRESENTATIVE: \_\_\_\_\_

ENGINEER: \_\_\_\_\_ ORDER NO: \_\_\_\_\_ DATE: \_\_\_\_\_

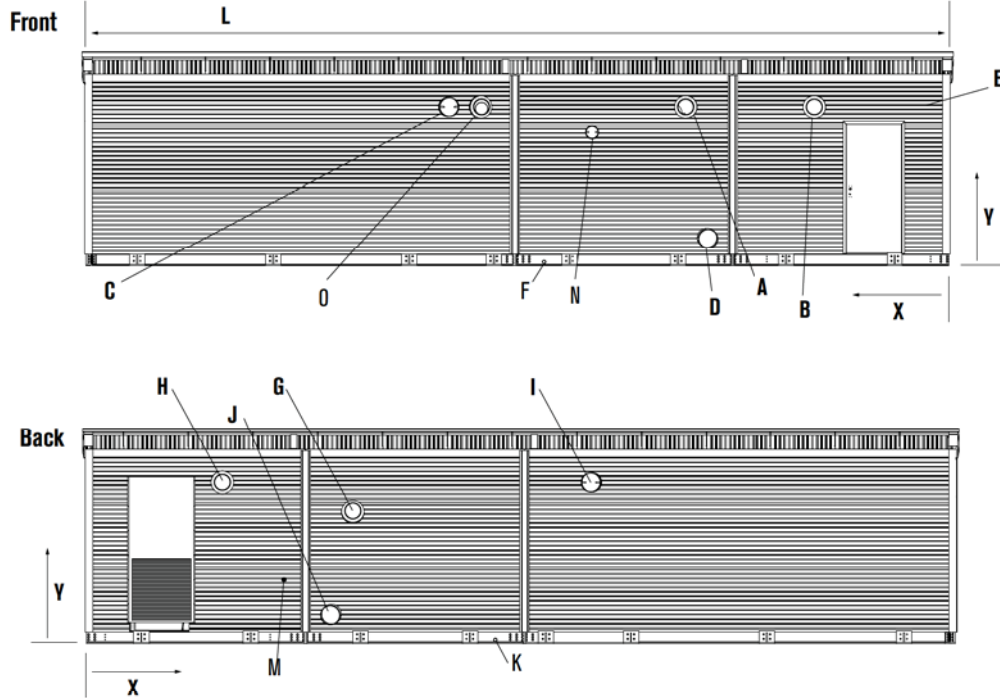
CONTRACTOR: \_\_\_\_\_ SUBMITTED BY: \_\_\_\_\_ DATE: \_\_\_\_\_

APPROVED BY: \_\_\_\_\_ DATE: \_\_\_\_\_

Plant Tons		336	420	520	720	850		
# Chillers		2	2	2	2	2		
Tons per Chiller		168	210	260	360	425		
Tube access area (in.)		60.2	123.2	123.2	139.0	158.7		
Has Enclosure		Y	Y	Y	Y	Y		
ARI (Chiller - Integrated Part Load Volume)	100% Load	Capacity	336	420	540	720	850	
		kW In	210.2	254.2	323	415	533.6	
		Performance (kW/ton)	0.619	0.619	0.619	0.619	0.619	
	75% Load	Capacity	252	315	405	540	637.6	
		kW In	117.4	144.4	171.2	224.4	297.8	
		Performance (kW/ton)	0.462	0.462	0.462	0.462	0.462	
	50% Load	Capacity	168	210	270	360	425	
		kW In	53	66.8	76.2	114.4	134.2	
		Performance (kW/ton)	0.315	0.315	0.315	0.315	0.315	
	25% Load	Capacity	84	105	135	180	212.6	
		kW In	24.6	32.2	36.2	50.4	62.2	
		Performance (kW/ton)	0.336	0.336	0.336	0.336	0.336	
Max Flow (USGPM)	Condenser (USGPM)	1008	1260	1620	2160	2550		
		Evaporator (USGPM)	802.2	1002.8	1289.4	1719.2	2029.6	
	Connection Size	Condenser Water	8"	8"	10"	10"	12"	
		Chilled Water	8"	8"	8"	10"	10"	
Current Draw (Amps)	460V	Chiller	320	432	480	660	800	
		CT Fan	52	52	52	77	77	
		CHWP	108	136	160	208	208	
		CWP	84	84	272	272	160	
		Others	60	60	60	60	60	
		Total	624	764	1024	1277	1305	
		MCA, (A)	704	872	1144	1442	1505	
		MOP, (A)	1024	1304	1624	2102	2305	
		575V	Chiller	256	345.6	384	528	640
	CT Fan		19.2	47.4	57.4	19.2	19.2	
	CHWP		88	108	128	164	164	
	CWP		68	68	136	136	128	
	Others		48	48	48	48	48	
	Total		479.2	617	753.4	895.2	999.2	
	MCA, (A)		543.2	703.4	849.4	1027.2	1159.2	
	MOP, (A)		799.2	1049	1233.4	1555.2	1799.2	
	Dimensions		Overall Dimensions	Length (L)	37'-6"	42'-11"	42'-11"	44'-2"
		Width (W)		15'-0"	15'-0"	15'-0"	15'-0"	15'-0"
Height (H)		11'-6"		11'-6"	11'-6"	11'-6"	11'-6"	

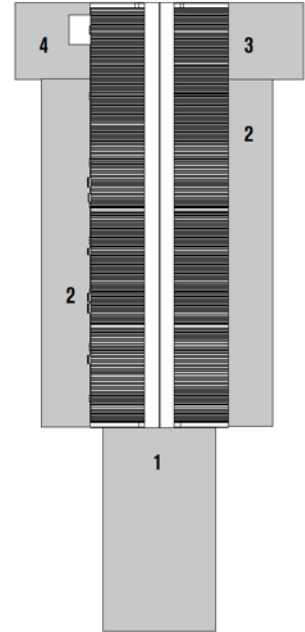
Plant Tons		336	420	520	720	850
# Chillers		2	2	2	2	2
Tons per Chiller		168	210	260	360	425
Dimensions	A. Front Chilled Water Supply	X	162	162	162	162
		Y	104	104	104	104
	B. Front Chilled Water Return	X	159	159	159	159
		Y	104	104	104	104
	C. Front Condenser Leaving Water	X	399*	399*	399*	399*
		Y	104	104	104	104
	D. Front Condenser Return Water	X	162*	162*	162*	162*
		Y	19*	19*	19*	19*
	E. Electrical Connection	X	35	35	35	35
		Y	110	110	110	110
	F. Front Drain	X	216	216	216	216
		Y	2	2	2	2
	G. Back Chilled Water Supply	X	162	162	162	162
		Y	89	89	89	89
	H. Back Chilled Water Return	X	159	159	159	159
		Y	104	104	104	104
	I. Back Condenser Leaving Water	X	399*	399*	399*	399*
		Y	104	104	104	104
	J. Back Condenser Return Water	X	162*	162*	162*	162*
		Y	19*	19*	19*	19*
K. Back Drain	X	216	216	216	216	
	Y	2	2	2	2	
M. Water Make-up	X	72	72	72	72	
	Y	32	32	32	32	
N. Auxiliary Chilled Water Supply (from main chiller to back up unit)	X	378	378	378	378	
	Y	104	104	104	104	
O. Auxiliary Chilled Water Return (from back up to main chiller)	X	306*	306*	306*	306*	
	Y	88*	88*	88*	88*	
Total Weight (lbs)		67,700	77,660	83,640	97,580	105,940

Note 1: Dimensions can vary by +/- 6" depending on unit size  
 Note 2: All pipes extend beyond structure by 6"  
 Note 3: Weights are estimated

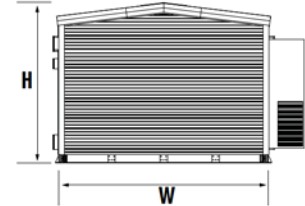


Access Clearance Requirement			
1	Chiller tube cleaning or tube replacement:	Chiller Tons	
		Access Length (in)	
		80	52.40
		130	52.40
		168	60.20
		210	123.20
		260	123.20
		360	139.00
		425	158.70
500	178.40		
2	Walking access: 42.00		
3	Entry/access door: 72.00		
4	A/C unit servicing: 36.00		

Top



End



S. A. Armstrong Limited  
 23 Bertrand Avenue  
 Toronto, Ontario  
 Canada, M1L 2P3  
 T: (416) 755-2291  
 F (Main): (416) 759-9101

Armstrong Pumps Inc.  
 93 East Avenue  
 North Tonawanda, New York  
 U.S.A. 14120-6594  
 T: (716) 693-8813  
 F: (716) 693-8970

Armstrong Integrated Limited  
 Wenlock Way  
 Manchester  
 United Kingdom, M12 5JL  
 T: +44 (0) 8444 145 145  
 F: +44 (0) 8444 145 146

